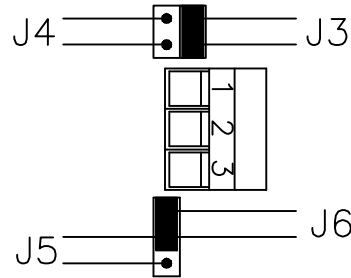
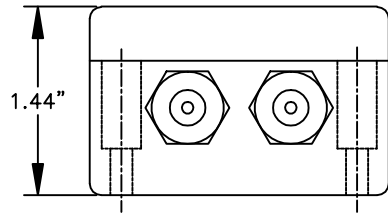
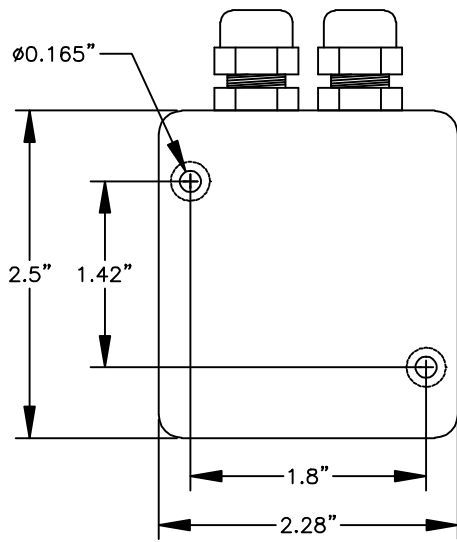


VTEG CARRIER FREQUENCY PICKUP AMPLIFIER

REV	DESCRIPTION	DATE	APPR. BY
A	INITIAL RELEASE	11-07-94	A.W.
B	REVISED COMPANY LOGO	01-05-12	JP



DEFAULT ---->

JUMPER SETTING & TERMINAL

VERSION	J3	J4	J5	J6	TERMINAL
2-WIRE	OFF	ON	OFF	OFF	1,2
3-WIRE ACTIVE NPN	ON	OFF	OFF	ON	1,2,3
3-WIRE ACTIVE PNP	ON	OFF	ON	OFF	1,2,3
3-WIRE PASSIVE NPN	OFF	OFF	OFF	ON	1,2,3

TECHNICAL DATA

SUPPLY VOLTAGE: 7 - 29VDC
 CURRENT CONSUMPTION: < 4mA
 OUTPUT SIGNAL: FREQUENCY, MAX 3000Hz
 OPERATING TEMP.: 0°F - +175°F (-20°C - +80°C)
 CABLE: 2 OR 3-WIRE SHIELDED, MAX Ø0.25"

VOLTAGE LEVELS NPN/PNP (3-WIRE)

ACTIVE OUTPUT NPN

HIGH: $V_{high} > V_{supply} - 0.6V - (2.6Kohm * I_{out})$
 LOW: $V_{low} > 0.6V + (1.3Kohm * I_{out})$

PASSIVE OUTPUT NPN (OPEN COLLECTOR)

$V_{high} = V$
 LOW: $V_{low} < 0.6V + (1.3Kohm * I_{out})$
 V IS THE APPLIED VOLTAGE AT OUTPUT MAX 29V.

ACTIVE OUTPUT PNP

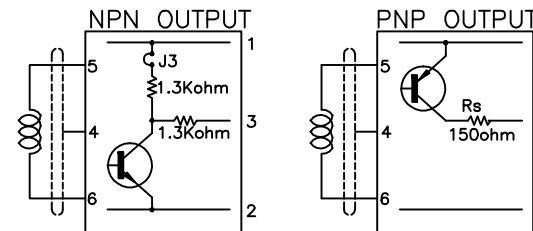
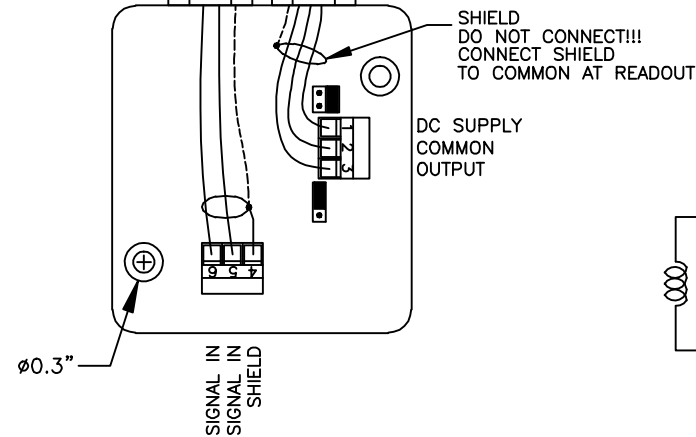
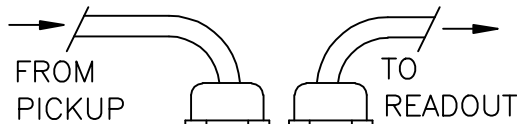
HIGH: $V_{high} > V_{supply} - 0.6V - 150ohm * I_{out}$
 LOW: $V_{low} = CUT OFF$

PASSIVE OUTPUT PNP (OPEN COLLECTOR)

HIGH: $V_{high} > V - 0.6V - (150ohm * I_{out})$
 LOW: $V_{low} = CUT OFF$
 V IS THE APPLIED VOLTAGE AT OUTPUT MAX 29V.
 $I_{max} = 60mA, P_{max ON} R_s = 1W, R_s = 150ohm$

CURRENT LEVEL (2-WIRE)

HIGH: $I_{high} > 2.2mA$
 LOW: $I_{low} < 1.4mA$



THIS PRINT, INCLUDING THE INFORMATION CONTAINED IN IT, IS THE PROPERTY OF AW-LAKE COMPANY. IT IS CONSIDERED PROPRIETARY IN NATURE AND MAY NOT BE USED OR DISCLOSED OUTSIDE OF AW-LAKE COMPANY, EXCEPT UNDER PRIOR WRITTEN AGREEMENT. ANY MODIFICATIONS MADE TO OR COMMENTS WRITTEN ON THIS DRAWING BY UNAUTHORIZED PERSONNEL WILL VOID THIS DRAWING. ALL DIMENSIONS SHOWN ARE SUBJECT TO CHANGE WITHOUT NOTICE.

2440 W. Corporate Preserve Dr. #600
 Oak Creek, WI 53154
 Phone: 414.574.4300
 Fax: 414.574.4301

TITLE: VTEG PICKUP AMP.
 DRAWING NUMBER: VTEG301 PART NUMBER: N/A
 DATED: 11-07-94 REV: B DRAWN BY: GUS SKIAKER
 CHECKED BY: A.W. PAGE: 1 OF 1 SCALE: NONE